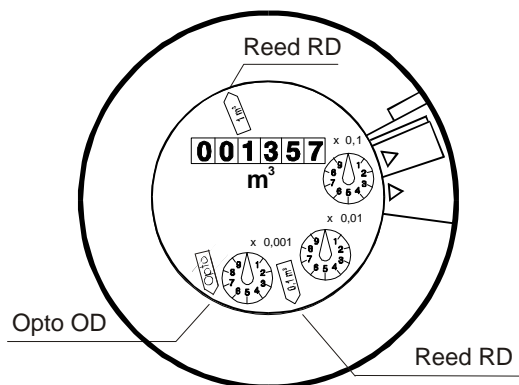
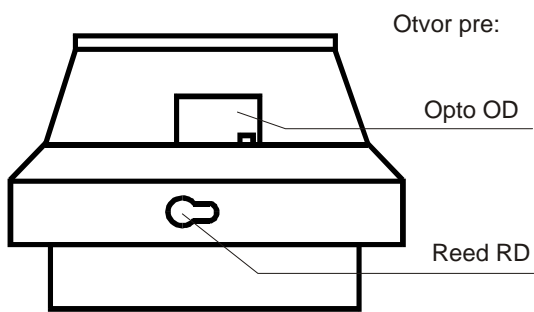
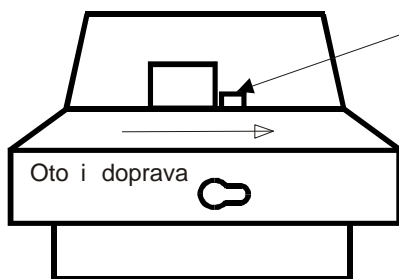


Montáž vysiela ov impulzov RD a OD



1

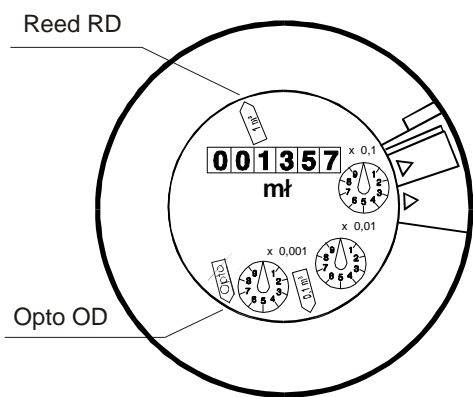


Výstupok vpravo od otvoru pre Opto

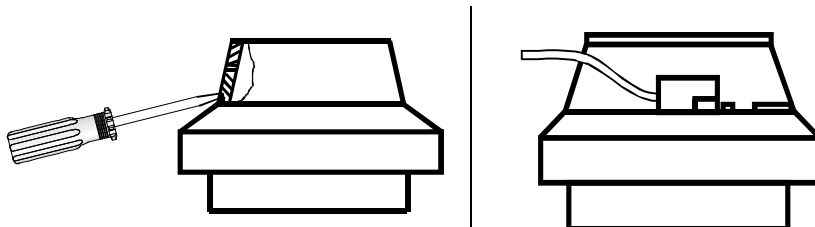
Otvor pre vysiela otvorený

2

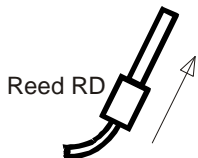
2



Pred montážou vysiela a Opto odstráni ochranné vie ko

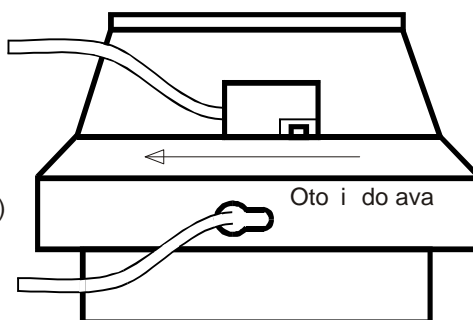


Vysiela Opto inštalova so šnúrou smerujúcou v avo
Opto zasunú do otvoru tak, aby vy nievala iba šnúra vysiela a



3

Otvor pre vysiela zatvorený (uzamknutý)



Oto i do ava